

# The Hightower Report

Futures Analysis & Forecasting

## ETHANOL PRODUCTION REPORT

December 29, 2011

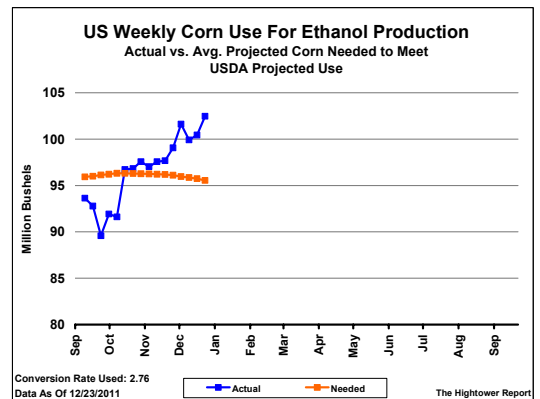
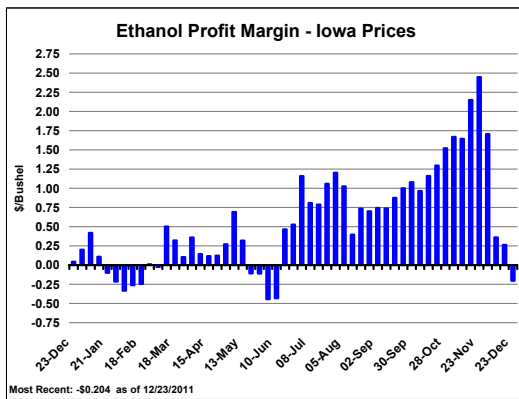
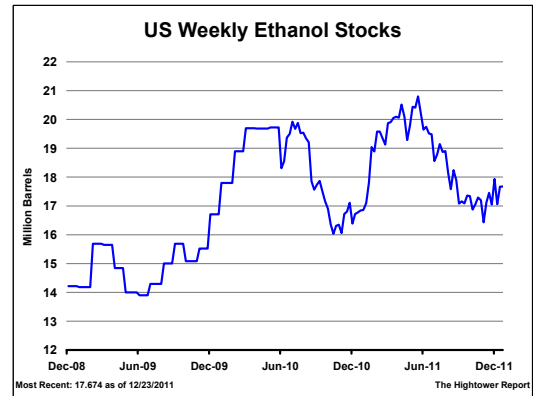
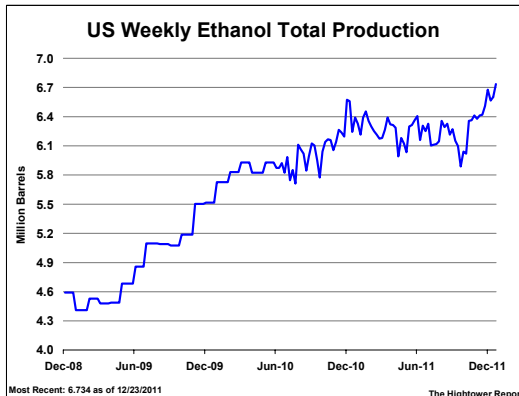
### Summary

Ethanol production for the week ending December 23 averaged 962 thousand barrels per day. This is up 2.01% vs. last week and up 5.37% vs. last year. Total Ethanol production for the week was 6.734 million barrels. Stocks as of December 23 were 17.674 million barrels. This is up 0.06% vs. last week and up 4.95% vs. last year. Corn used in last week's production is estimated at 102.47 million bushels. This crop year's cumulative corn used for ethanol production for this crop year is 1.57 billion bushels. Corn use needs to average 95.553 million bushels per week to meet this crop year's USDA estimate of 5 billion bushels.

### Recent History

| Date     | In Million Barrels |                     |        |                      |                | Corn Usage For Crop Year (MMBu) |                            |                          |
|----------|--------------------|---------------------|--------|----------------------|----------------|---------------------------------|----------------------------|--------------------------|
|          | Total Production   | Weekly Prod. Change | Stocks | Weekly Stocks Change | Implied Demand | Corn Used Per Week              | Needed / Week for USDA Est | Cumulative for Crop Year |
| 9/9/11   | 6.153              | -0.1190             | 17.156 | 0.074                | 6.079          | 93.633                          | 95.937                     | 120.902                  |
| 9/16/11  | 6.097              | -0.0560             | 17.088 | -0.068               | 6.424          | 92.780                          | 96.001                     | 213.683                  |
| 9/23/11  | 5.887              | -0.2100             | 17.358 | 0.27                 | 5.736          | 89.585                          | 96.132                     | 303.267                  |
| 9/30/11  | 6.041              | 0.1540              | 17.342 | -0.016               | 6.057          | 91.928                          | 96.220                     | 395.196                  |
| 10/7/11  | 6.020              | -0.0210             | 16.875 | -0.467               | 6.585          | 91.609                          | 96.318                     | 486.804                  |
| 10/14/11 | 6.356              | 0.3360              | 17.053 | 0.178                | 6.248          | 96.722                          | 96.309                     | 583.526                  |
| 10/21/11 | 6.363              | 0.0070              | 17.291 | 0.238                | 6.125          | 96.828                          | 96.298                     | 680.354                  |
| 10/28/11 | 6.412              | 0.0490              | 17.200 | -0.091               | 6.664          | 97.574                          | 96.269                     | 777.928                  |
| 11/4/11  | 6.377              | -0.0350             | 16.430 | -0.77                | 7.147          | 97.041                          | 96.251                     | 874.970                  |
| 11/11/11 | 6.412              | 0.0350              | 17.111 | 0.681                | 5.892          | 97.574                          | 96.219                     | 972.543                  |
| 11/18/11 | 6.419              | 0.0070              | 17.451 | 0.34                 | 6.079          | 97.680                          | 96.183                     | 1070.224                 |
| 11/25/11 | 6.510              | 0.0910              | 17.046 | -0.405               | 7.006          | 99.065                          | 96.111                     | 1169.289                 |
| 12/2/11  | 6.678              | 0.1680              | 17.934 | 0.888                | 5.874          | 101.622                         | 95.969                     | 1270.911                 |
| 12/9/11  | 6.566              | -0.1120             | 17.058 | -0.876               | 7.561          | 99.917                          | 95.865                     | 1370.828                 |
| 12/16/11 | 6.601              | 0.0350              | 17.663 | 0.605                | 6.178          | 100.450                         | 95.741                     | 1471.278                 |
| 12/23/11 | 6.734              | 0.1330              | 17.674 | 0.011                | 6.723          | 102.474                         | 95.553                     | 1573.752                 |

**Data Notice:** The 2011/12 Crop Year started on 9/1/2011. The Corn Usage For Crop Year data for the 9/2/11 report only shows data since 9/1/11.



\*\*\*This report includes information from sources believed to be reliable and accurate as of the date of this publication, but no independent verification has been made and we do not guarantee its accuracy or completeness. Opinions expressed are subject to change without notice. This report should not be construed as a request to engage in any transaction involving the purchase or sale of a futures contract and/or commodity option thereon. The risk of loss in trading futures contracts or commodity options can be substantial, and investors should carefully consider the inherent risks of such an investment in light of their financial condition. Any reproduction or retransmission of this report without the express written consent of The Hightower Report is strictly prohibited.